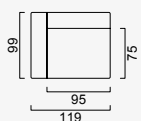


plus poufy

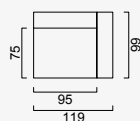
- Goose down blended filling on back, arms and seat
- 35 density HR-ALTA+32 density Superflex seat foam
- Frame strengthened with ply-Wooden
(10 year warranty compliance with European norms)
- Modular structure provides unlimited options
- Seating height 42 cm
- Sofa height 72 cm

High Arm Module
(Left)



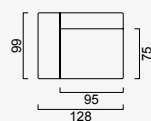
KG: 57,2 m³: 1,07

High Arm Module
(Right)



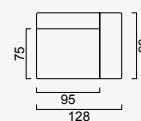
KG: 57,2 m³: 1,07

Low Arm Module
(Left)



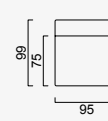
KG: 57,2 m³: 1,07

Low Arm Module
(Right)



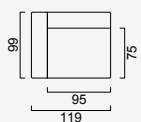
KG: 57,2 m³: 1,07

Inter Module



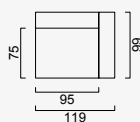
KG: 36,6 m³: 0,79

Corner Module
(Left)



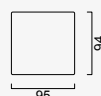
KG: 52,7 m³: 1,00

Corner Module
(Right)



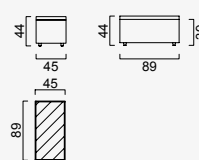
KG: 52,7 m³: 1,00

Pouf



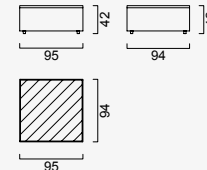
KG: 26,0 m³: 0,40

Pouf With Rectangle
Coffee Table Module



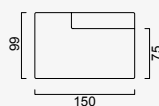
KG: 11,5 m³: 0,19

Pouf With Square
Coffee Table Module



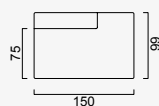
KG: 23,4 m³: 0,48

Side Module
(Left)



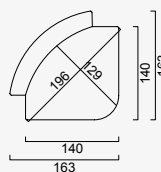
KG: 66,8 m³: 1,36

Side Module
(Right)



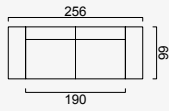
KG: 66,8 m³: 1,36

Living Area Module



KG: 64,1 m³: 2,58

OPTION 22



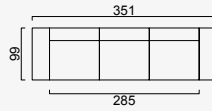
KG: 114,4 m²: 2,14

OPTION 23



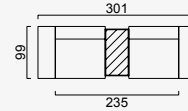
KG: 151,0 m²: 2,93

OPTION 24



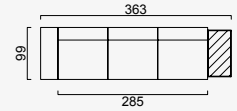
KG: 151,0 m²: 2,93

OPTION 29



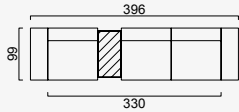
KG: 125,9 m²: 2,33

OPTION 28



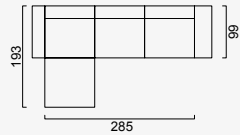
KG: 142,9 m²: 2,84

OPTION 25



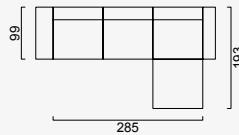
KG: 162,5 m²: 3,12

OPTION 5



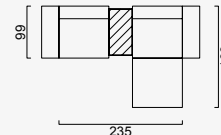
KG: 177,0 m²: 3,33

OPTION 6



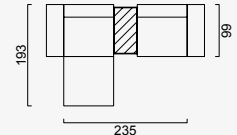
KG: 177,0 m²: 3,33

OPTION 26



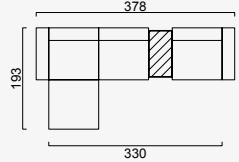
KG: 151,9 m²: 2,73

OPTION 27



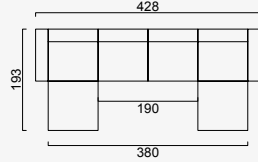
KG: 151,9 m²: 2,73

OPTION 33



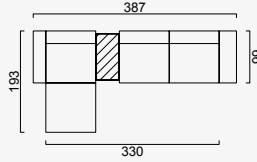
KG: 188,5 m²: 3,52

OPTION 9



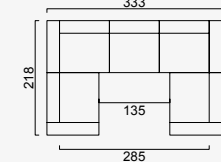
KG: 240,6 m²: 4,51

OPTION 12



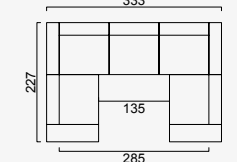
KG: 188,5 m²: 3,52

OPTION 11



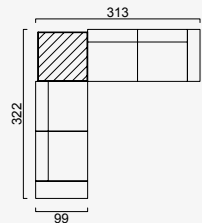
KG: 256,4 m²: 4,94

OPTION 10



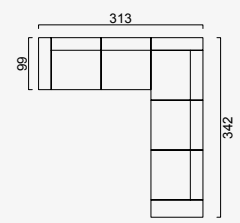
KG: 256,4 m²: 4,94

OPTION 15



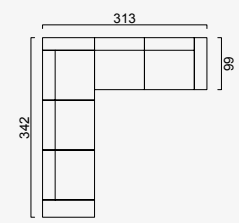
KG: 211,0 m²: 4,20

OPTION 7



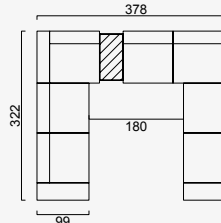
KG: 240,3 m²: 4,73

OPTION 8



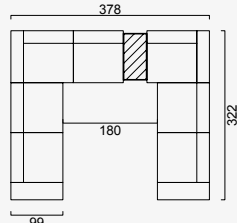
KG: 240,3 m²: 4,73

OPTION 31



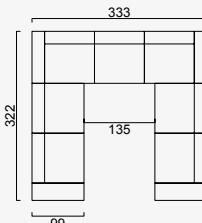
KG: 341,1 m²: 6,71

OPTION 32



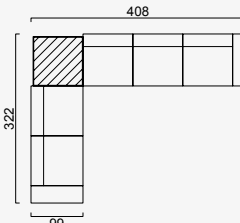
KG: 341,1 m²: 6,71

OPTION 30



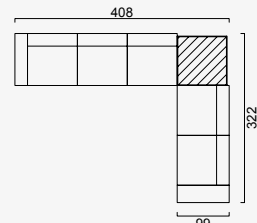
KG: 329,6 m²: 6,52

OPTION 34



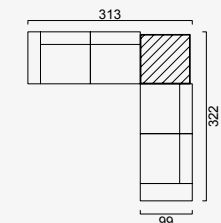
KG: 247,6 m²: 4,99

OPTION 35



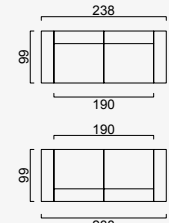
KG: 247,6 m²: 4,99

OPTION 16



KG: 211,0 m²: 4,20

OPTION 1



KG: 228,8 m²: 4,28

